

# HOW TO PLAY

Download and print each page. Cut out the cards from whatever sheet(s) you want to use.

You can reuse the tic-tac-toe board.

This is a two player game. Each player has 6 cards of the same color. Each set of cards has a topic.

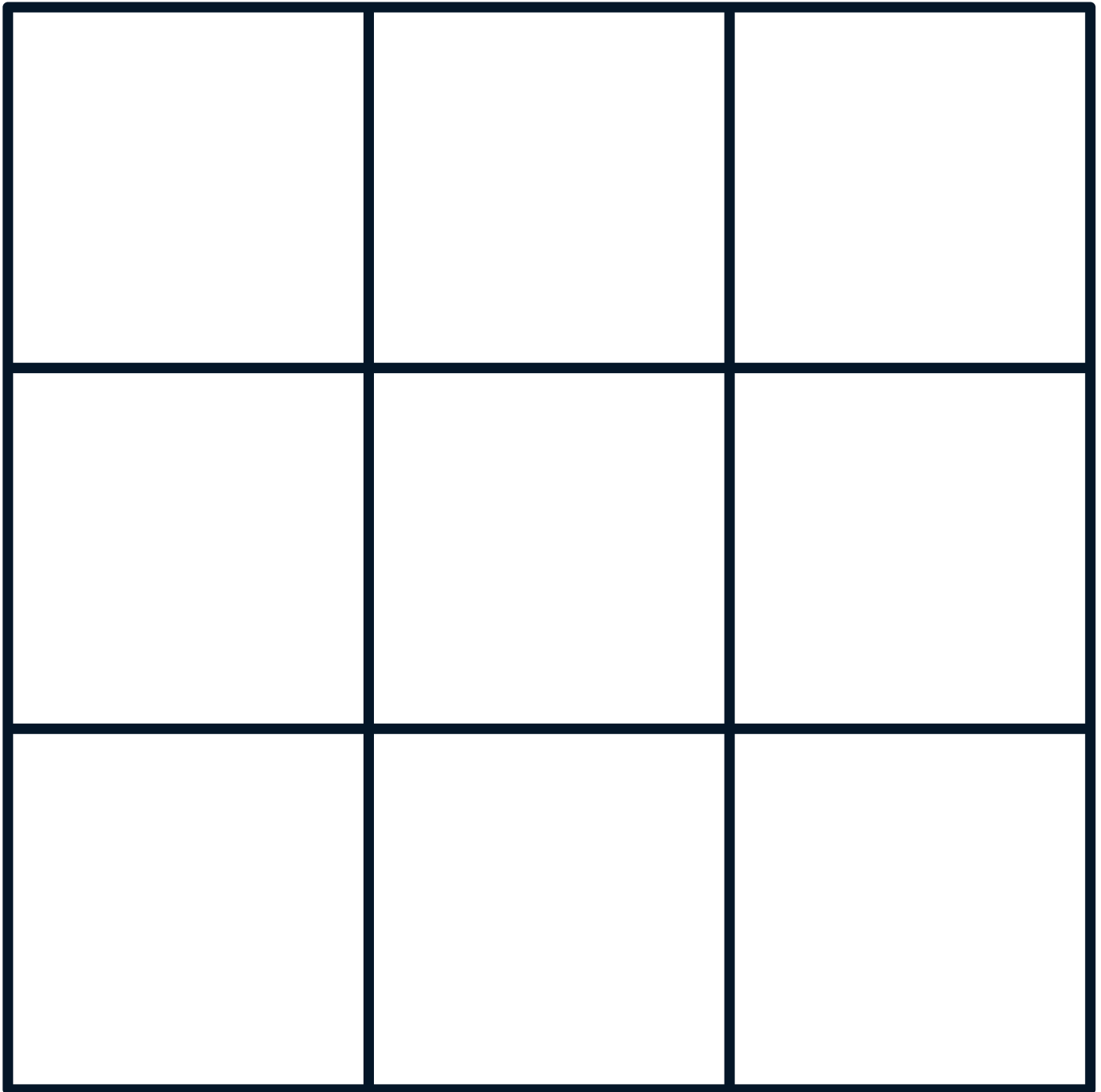
Have the players turn their cards upside down.

Rotating turns, each player chooses a card from their stack. For younger children, they need to say the word in order to place it on the board. For older children, they need to form a correct sentence using the word.


Alternatively, to practice phonics, younger players could name the beginning letter or sound of the word, or practice spelling it by saying the letters out loud.

Continue playing until a player has three cards in a row, either up, down, across or diagonally. Restart if no one can complete three cards in a row, just like traditional tic-tac-toe.

# WINTER TIC-TAC-TOE



# ARCTIC LIFE



Igloo




Inuit



Pack dog




Sledge



Caribou



Kayak



Igloo




Inuit



Pack dog



Sledge



Caribou



Kayak

# BUILD A SNOWMAN

